

GFD35EV Sliding Door System

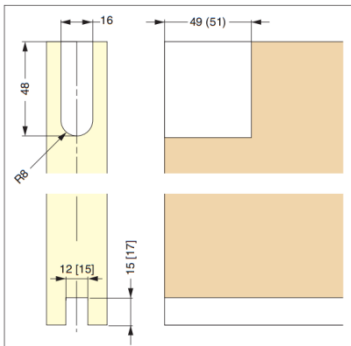
	a	b	c
	Two-Way Soft Close	One-Way Soft Close	Standard Sliding
Roller	Recessed Mount		
Door Weight	Max. 35 kg/door		
Door Thickness	Min. 24 mm		
Door Width	590 - 1200 mm	520 - 1200 mm	Max. 1200 mm
Door Height	Max. 2400 mm		
Height Adjustment	-3/+4 mm		
Side Adjustment	±2 mm		



Features

- Thin profile allows flexible design on various applications
- Damper equipped for soft & silent closing at the end – [a] & [b] only
- Various parts available for many applications
- Designed for interior use

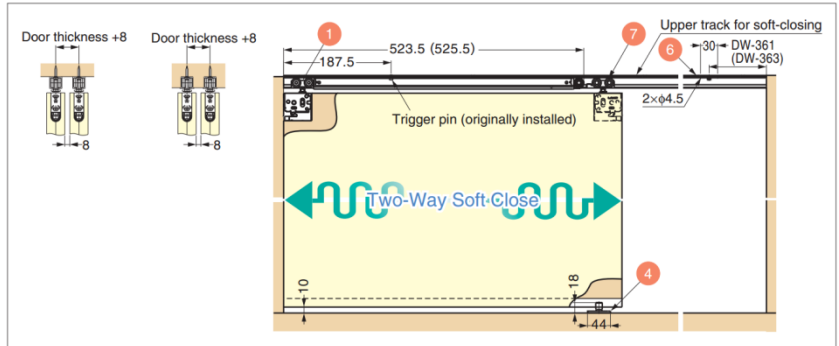
a b c Door Preparation



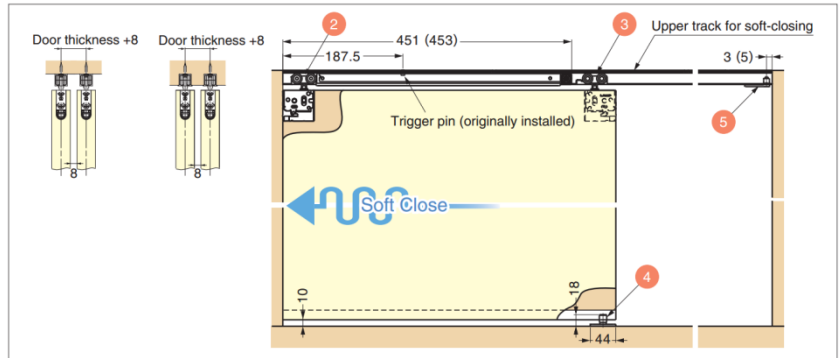
* [] shows the dimensions when using door guide track.

* () shows the dimensions when using cover caps.

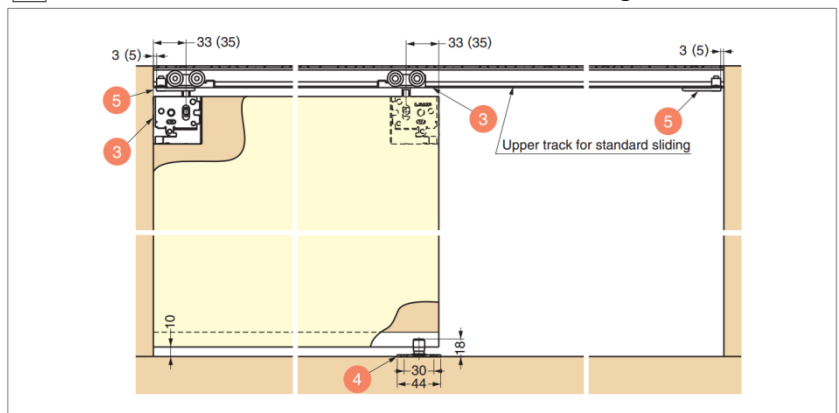
a GFD35EV / Recessed Mount Roller / Two-Way Soft Close



b GFD35EV / Recessed Mount Roller / One-Way Soft Close



c GFD35EV / Recessed Mount Roller / Standard Sliding



Parts Set (Per Door) Necessary Parts

Please refer to "Qty" a - c "for parts included in each set.

	Part No.	Description
a	GFD35EV-DHCP	Recessed Roller Two-Way Soft Closer
b	GFD35EV-HCP	Recessed Roller One-Way Soft Closer
c	GFD35EV-HHP	Recessed Roller Standard Sliding

Parts Included

No.	Qty			Part Name	Dimensions	Description
	a	b	c			
1	1	-	-	Recessed-Roller Two-Way Soft Closer		GFD35EV-WRH-DSC <ul style="list-style-type: none"> Material: Zinc Alloy / Polyacetal Finish: Coloured Zinc Chromate / Grey Screw: Pan Head Tapping Screw 3.8x40
2	-	1	-	Recessed-Roller One-Way Soft Closer		GFD35EV-WRH-SC <ul style="list-style-type: none"> Material: Zinc Alloy / Polyacetal Finish: Coloured Zinc Chromate / Grey Screw: Pan Head Tapping Screw 3.8x40
3	-	1	2	Recessed Roller		GFD35EV-WRH <ul style="list-style-type: none"> Material: Zinc Alloy / Polyacetal Finish: Coloured Zinc Chromate / Grey Screw: Pan Head Tapping Screw 3.8x40
4	1	1	1	Floor Guide		GFD50-BGR18 <ul style="list-style-type: none"> Material: Stainless Steel (SUS430) / Polyacetal Finish: Plain / White Screw: Countersunk Head Tapping Screw 4x20
5	-	1	2	Door Catch		GFD30-HTST-GR <ul style="list-style-type: none"> Material: Steel / Polyacetal Finish: Yellow Zinc Chromate / Grey
6	1	-	-	Trigger Pin		Included in 1 GFD35EV-TRG <ul style="list-style-type: none"> Material: Steel Finish: Zinc Chromate Screw: Countersunk Head Tapping Screw 4x30
7	1	-	-	Recessed Roller Two-Way Soft Closer		GFD35EV-WRH-N <ul style="list-style-type: none"> Material: Zinc Alloy / Polyacetal Finish: Coloured Zinc Chromate / Grey Screw: Pan Head Tapping Screw 3.8x40

Optional Parts

No.	Part No.	Part Name	Dimensions	Description
8	GFD50-WRH-CP-WT GFD50-WRH-CP-LBR GFD50-WRH-CP-DBR	Cover Cap		<ul style="list-style-type: none"> Material: Polypropylene Finish: WT=White, LBR=Light Brown, DBR=Dark Brown
9	GFD30-HTKY	Door Stopper		<ul style="list-style-type: none"> Material: Zinc Alloy / Rubber Finish: Grey Screw: Binding Head Tapping Screw 4x30
10	GFD35EV-HBB	Bumper Block (for Double Door)		<ul style="list-style-type: none"> Material: Steel / Ethylene Propylene Rubber Finish: Grey
11	GFD30-TRC	Upper Track Cleaner		<ul style="list-style-type: none"> Material: Polypropylene / Polyamide Finish: Orange
12	GFD30-HBRT1500SIL	Door Guide Track		<ul style="list-style-type: none"> Material: Aluminium Finish: Anodized Silver

Upper Track Necessary Parts

Mounting	Length	Item Code	Dimensions	Description	Mounting	Length	Item Code	Dimensions	Description
Surface Mount	1820 mm	GFD35EV-TRM1820-SL	For Standard Sliding 	<ul style="list-style-type: none"> Material: Aluminium Finish: Anodized Silver 	Recessed Mount	1820 mm	GFD35EV-TRH1820-SL	For Standard Sliding 	<ul style="list-style-type: none"> Material: Aluminium Finish: Anodized Silver
	2730 mm	GFD35EV-TRM2730-SL		<ul style="list-style-type: none"> Material: Aluminium Finish: Anodized Silver 		2730 mm	GFD35EV-TRH2730-SL		<ul style="list-style-type: none"> Material: Aluminium Finish: Anodized Silver
	3640 mm	GFD35EV-TRM3640-SL		<ul style="list-style-type: none"> Material: Aluminium Finish: Anodized Silver 		3640 mm	GFD35EV-TRH3640-SL		<ul style="list-style-type: none"> Material: Aluminium Finish: Anodized Silver
	1820 mm	GFD35EV-TRM1820SC-SL	For Soft-Closing 	<ul style="list-style-type: none"> Material: Aluminium Finish: Anodized Silver 		1820 mm	GFD35EV-TRH1820SC-SL	For Soft-Closing 	<ul style="list-style-type: none"> Material: Aluminium Finish: Anodized Silver
	2730 mm	GFD35EV-TRM2730SC-SL		<ul style="list-style-type: none"> Material: Aluminium Finish: Anodized Silver 		2730 mm	GFD35EV-TRH2730SC-SL		<ul style="list-style-type: none"> Material: Aluminium Finish: Anodized Silver
	3640 mm	GFD35EV-TRM3640SC-SL		<ul style="list-style-type: none"> Material: Aluminium Finish: Anodized Silver 		3640 mm	GFD35EV-TRH3640SC-SL		<ul style="list-style-type: none"> Material: Aluminium Finish: Anodized Silver